




KAD AIR CONDITIONING

Fire Damper



UL Classified | Civil Defence Approved



ISO 9001:2015 Certified Company



About KAD Air Conditioning

KAD Air Conditioning, a Bin Dasmal Group Company, specializes in centralized air conditioning duct & accessories manufacturing. The Company is ISO certified and was added to the portfolio of Bin Dasmal Group in 2002 as a strategy to further contribute to the impressive range of HVAC business activities of the conglomerate.

Fire Damper Introduction


KAD Air-Conditioning is having range of fire damper used in HVAC duct system. Modern era building incorporates highly complex and sophisticated infrastructure and design & occurrence of fire may bring serious loss to human life, property and waste valuable time and efforts of many people involved. KAD Air Conditioning range of fire dampers are designed taking into consideration of complex HVAC design and human life and safety. KAD Air Conditioning ranges of fire damper are designed to protect individual room or zone by sealing of any supply or extract air.

Range of Fire Damper Products

Model: K-FD-15- A/B-18, K-FD-A/B-30, K-FD-A/B-36



Without Sleeve



With Sleeve



MODEL	Damper Dimensions		Thickness (mm)		
	Damper Width(mm)	Height(mm)	Frame	Sleeve	Blade
K -FD -15 -A/B -18	0 - 450	0 - 450	0.7	0.7	0.7
K -FD -15 -A/B -30	0 - 750	0 - 750	1.0	1.0	0.7
K -FD -15 -A/B -36	0 - 900	0 - 900	1.2	1.2	0.7

A - Blades inside the airstream

B - Blades outside the airstream

- Complies with UL555 standard with 1 1/2 Hrs fire rating with static system.
- Spring: Two stainless steel coil spring.
- Latch: Latch is made out of 1.50mm thick galvanized steel.
- Fusible Link: UL Listed with temperature rating of 72°C.
- Installation: Vertical
- Option available with 12", 14" or 16" sleeve
- Operation: As the temperature reaches to 72°C fusible link will melt and spring force will close the interconnected blades and blades will stop at the latch and will close completely and fire will not spread in the rooms.
- Finish: Standard finish is galvanized sheet with weld points protected by Zinc spray or anti corrosive paint.

Range of Fire Damper Products

Model : K-FD-11

- Complies with UL555 standard with 1 1/2 Hrs fire rating with static system
- Frame: 18 gauge Galvanized steel
- Blade: 22 gauge Galvanized steel
- Spring: Two stainless steel coil spring.
- Latch: Latch is made out of 1.50mm thick galvanized steel
- Fusible Link: UL Listed with temperature rating of 72°C.
- Installation: Vertical
- Option available with 12", 14" or 16" sleeve or Installation frame.
- Operation: As the temperature reaches to 72°C fusible link will melt and spring force will close the interconnected blades and blades will stop at the latch and will close completely and fire will not spread in the rooms.
- Finish: Standard finish is galvanized sheet with weld points protected by Zinc spray or anti corrosive paint.



Blades completely out of airstream

Model : K-FD-12

- Complies with UL555 standard with 1 1/2 Hrs fire rating with static system
- Frame: 18 gauge Galvanized steel
- Blade: 22 gauge Galvanized steel
- Spring: Two stainless steel coil spring.
- Latch: Latch is made out of 1.50mm thick galvanized steel
- Fusible Link: UL Listed with temperature rating of 72°C.
- Installation: Vertical
- Option available with 12", 14" or 16" sleeve or Installation frame.
- Operation: As the temperature reaches to 72°C fusible link will melt and spring force will close the interconnected blades and blades will stop at the latch and will close completely and fire will not spread in the rooms.
- Finish: Standard finish is galvanized sheet with weld points protected by Zinc spray or anti corrosive paint.



Spigot - Round

Installation Instructions for Fire Damper

Model K-FD-15., K-FD-11., K-FD-12.

1. Model K-FD-15 is a curtain type static fire damper with fire rating of 1 ½ Hrs.
2. Damper is classified as per UL555 standard.
3. Damper is to be installed in Masonry or gypsum wall.
4. Expansion clearance between the fire damper sleeve and the wall opening must be ¼” inch larger than the damper size for the damper size up to 24 inch and additional 1/8” per linear foot increase in the damper size.
5. Sleeve: Damper to be provided with the sleeve of 310 mm maximum length. Damper sleeve thickness is 1.2 mm. Sleeve to be connected with the damper by 4.8 mm rivets 50 mm from end and 85 mm OC each side.
6. Retaining Angel: Four 30 mm x 30 mm x 3 mm thick galvanized steel perimeter angles are used as a installation frame around the perimeter of the frame. Retaining angles are to be connected by total 9 numbers and 9 number total vertically with 4.8 mm rivets 50 mm from end and 100 mm OC ach side. Angle overlaps 30 mm on each end.
7. Damper to Duct Connection: Damper has to be connected to duct as per the fig : 3
8. When the wall opening is more than the damper size, multiple damper can be installed by making the mullion construction in the wall opening as per SMACNA fire damper guide fifth addition chapter 6.

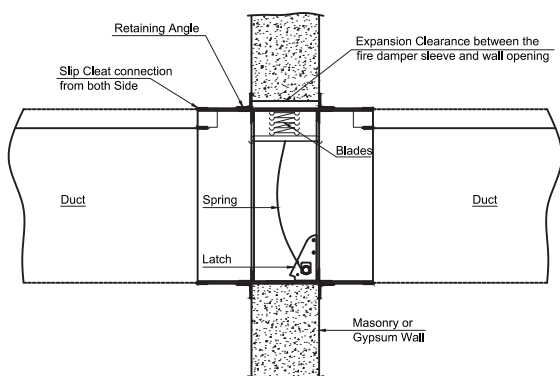


Fig: 3

